



## Преобразователь тока SINEAX I542

Архангельск (8182)63-90-72  
Астана (7172)727-132  
Астрахань (8512)99-46-04  
Барнаул (3852)73-04-60  
Белгород (4722)40-23-64  
Брянск (4832)59-03-52  
Владивосток (423)249-28-31  
Волгоград (844)278-03-48  
Вологда (8172)26-41-59  
Воронеж (473)204-51-73  
Екатеринбург (343)384-55-89  
Иваново (4932)77-34-06  
Ижевск (3412)26-03-58  
Казань (843)206-01-48

Калининград (4012)72-03-81  
Калуга (4842)92-23-67  
Кемерово (3842)65-04-62  
Киров (8332)68-02-04  
Краснодар (861)203-40-90  
Красноярск (391)204-63-61  
Курск (4712)77-13-04  
Липецк (4742)52-20-81  
Магнитогорск (3519)55-03-13  
Москва (495)268-04-70  
Мурманск (8152)59-64-93  
Набережные Челны (8552)20-53-41  
Нижний Новгород (831)429-08-12  
Новокузнецк (3843)20-46-81

Новосибирск (383)227-86-73  
Омск (3812)21-46-40  
Орел (4862)44-53-42  
Оренбург (3532)37-68-04  
Пенза (8412)22-31-16  
Пермь (342)205-81-47  
Ростов-на-Дону (863)308-18-15  
Рязань (4912)46-61-64  
Самара (846)206-03-16  
Санкт-Петербург (812)309-46-40  
Саратов (845)249-38-78  
Севастополь (8692)22-31-93  
Симферополь (3652)67-13-56  
Смоленск (4812)29-41-54

Сочи (862)225-72-31  
Ставрополь (8652)20-65-13  
Сургут (3462)77-98-35  
Тверь (4822)63-31-35  
Томск (3822)98-41-53  
Тула (4872)74-02-29  
Тюмень (3452)66-21-18  
Ульяновск (8422)24-23-59  
Уфа (347)229-48-12  
Хабаровск (4212)92-98-04  
Челябинск (351)202-03-61  
Череповец (8202)49-02-64  
Ярославль (4852)69-52-93

Единый адрес для всех регионов: [cmn@nt-rt.ru](mailto:cmn@nt-rt.ru) || [www.camille-bauer.nt-rt.ru](http://www.camille-bauer.nt-rt.ru)

использовано с разрешения официального  
дистрибьютора АО «ЮЕ-Интернейшнл»

# SINEAX I 542

## Transducer for AC current

Self-powered  
With 2 measuring ranges  
Carrying rail housing P8/35



Fig. 1. SINEAX I 542 transducer in housing P8/35 clipped onto a top-hat rail.

### Application

The transducer **SINEAX I 542** (Fig. 1) converts a sinusoidal AC current signal into an output signal that can serve several receiving instruments such as indicators, recorders, alarm units etc.

The transducer fulfils all the important requirements and regulations concerning electromagnetic compatibility **EMC** and **Safety** (IEC 1010 resp. EN 61 010). It was developed and is manufactured and tested in strict accordance with the **quality assurance standard** ISO 9001.

### Features / Benefits

- Measuring input: 2 measuring ranges, 1/5 A or 1.2/6 A
- Self-powered / Less wiring expense
- Low power consumption / Smaller CT's can be used
- Standard version as per Germanischer Lloyd

### Layout and mode of operation

The transducer comprises a transformer W, a rectifier unit G and an amplifier V (Fig. 2).

The measured variable is isolated from the electronics by the transformer, and is rectified and smoothed in the rectifier unit. The amplifier amplifies the resultant signal and converts it into the load-independent DC signal.

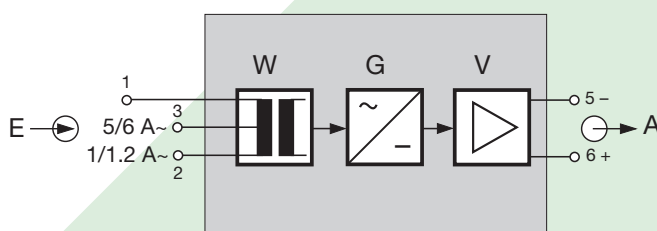


Fig. 2. Block diagram.

### Table 1: Standard versions

The following transducer versions are available as standard versions. It is only necessary to quote the **Order No.:**

Description	Measuring range, selectable at terminals	Output signal	Order No.
Transducer for AC current, nominal frequency 50 / 60 Hz in housing P8/35	0...1 A / 5 A	0... 5 mA	129 595
	0...1 A / 5 A	0...10 mA	129 602
	0...1 A / 5 A	0...20 mA	129 610
	0...1.2 A / 6 A	0... 5 mA	136 417
	0...1.2 A / 6 A	0...10 mA	136 425
	0...1.2 A / 6 A	0...20 mA	136 433

Please complete the Order Code 542-4... acc. to "Table 2: Specification and ordering information" for versions with user-specific input ranges and/or variable sensitivity.

### Technical data

#### Measuring input E

Nominal frequency: 50 / 60 Hz

Nominal input current  $I_N$  (measuring range end value): Measuring range limit values 0...0.5 to 0...7.5 A (only one measuring range)

# SINEAX I 542

## Transducer for AC current

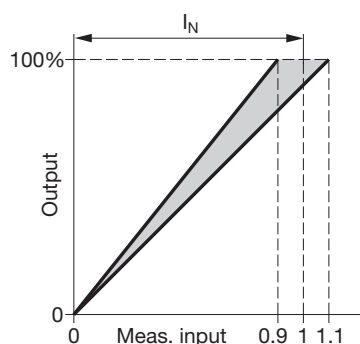
Own consumption at nominal frequency 50 Hz:

$I_{AN}$ [mA]	[VA]
1	1.5
5	1.7
10	2.0
20	2.5

Setting  
(Special feature):

Admissible alteration of full-scale output, variable sensitivity, adjustable with potentiometer

Setting range  
approx.  $0.9 \dots 1.1 \cdot I_N$   
(approx.  $\pm 10\%$ )



Overload capacity:

Measured quantity $I_N$	Number of applications	Duration of one application	Interval between two successive applications
$1.2 \times I_N$	—	continuously	—
$20 \times I_N$	10	1 s	100 s

### Measuring output A $\oplus$

Standard ranges:	0 ... 1, 0 ... 5, 0 ... 10 or 0 ... 20 mA
Burden voltage:	15 V
External resistance:	$R_{ext} \text{ max. [k}\Omega] = \frac{15 \text{ V}}{I_{AN} \text{ [mA]}}$ $I_{AN}$ = full output value
Not superimposed DC voltage $U_A$ :	0 ... 10 V External resistance $\geq 200 \text{ k}\Omega$
Current limiter under overload:	$\leq 1.7 \cdot I_{AN}$
Voltage limit under $R_{ext} = \infty$ :	$\leq 30 \text{ V}$
Residual ripple:	$\leq 1\% \text{ p.p.}$
Response time:	$\leq 300 \text{ ms}$

### Accuracy (acc. to EN 60 688)

Reference value:	Output end value
Basic accuracy:	Class 0.5

### Reference conditions:

Ambient temperature	15 ... 30 °C
Input	0 ... 100%
Frequency	$f_N \pm 2 \text{ Hz}$
Output burden	Current: $0.5 \cdot R_{ext} \text{ max.}$ Voltage: $2 \cdot R_{ext} \text{ min.}$

### Additional error:

Temperature influence (-10 ... 55 °C)	$\pm 0.2\% / 10 \text{ K}$
------------------------------------------	----------------------------

### Safety

Protection class:	II (protection isolated, EN 61 010)
Housing protection:	IP 40, housing (test wire, EN 60 529) IP 20, terminals (test finger, EN 60 529)
Pollution degree:	2
Installation category:	III
Test voltage:	50 Hz, 1 min. acc. to EN 61 010-1

### Installation data

Mechanical design:	Housing P8/35
Material of housing:	Lexan 940 (polycarbonate), flammability class V-0 acc. to UL 94, self-extinguishing, non-dripping, free of halogen
Mounting:	For rail mounting
Mounting position:	Any
Weight:	Approx. 0.26 kg

### Connecting terminals

Connection elements:	Screw-type terminals with indirect wire pressure
Permissible cross section of the connection leads:	$\leq 4.0 \text{ mm}^2$ single-wire or $2 \times 2.5 \text{ mm}^2$ fine-wire

### Environmental conditions

Operating temperature:	-10 to +55 °C
Storage temperature:	-40 to +70 °C
Relative humidity of annual mean:	$\leq 75\%$
Altitude:	2000 m max.
Indoor use statement!	

# SINEAX I 542

## Transducer for AC current

### Ambient tests

EN 60 068-2-6:	Vibration	EN 60 068-2-1/-2/-3:	Cold, dry heat, damp heat
Acceleration:	± 2 g	IEC 1000-4-2/-3/-4/-5/-6	Electromagnetic compatibility
Frequency range:	10 ... 150 ... 10 Hz, rate of frequency sweep: 1 octave/minute	EN 55 011:	
Number of cycles:	10, in each of the three axes	<b>Germanischer Lloyd</b>	
EN 60 068-2-27:	Shock	Type approval certificate:	No. 12 258-98 HH
Acceleration:	3 x 50 g 3 shocks each in 6 directions	Ambient category:	C
		Vibration:	0.7 g

**Table 2: Specification and ordering information** (see also Table 1: "Standard versions")

Description	Blocking code	No-go with blocking code	Article No./ Feature
<b>SINEAX I 542</b> <span style="float: right;">Order Code 542 - xxxx x</span>			542 -
<b>Features, Selection</b>			
<b>1. Mechanical design</b>			
Housing P8/35 for rail mounting			4
<b>2. Measuring range</b>			
0 ... 1 / 5 A			1
0 ... 1.2 / 6 A			2
Non-standard 0 ... 0.5 to 0 ... 7.5 A [A] (for one measuring range only)			9
Lines 1 and 2: Lower or higher range depending on connection			
<b>3. Output signal</b>			
0 ... 5 mA, $R_{ext} \leq 3 \text{ k}\Omega$			1
0 ... 10 mA, $R_{ext} \leq 1.5 \text{ k}\Omega$			2
0 ... 20 mA, $R_{ext} \leq 750 \Omega$			3
0 ... 1 mA, $R_{ext} \leq 15 \text{ k}\Omega$			4
0 ... 10 V, $R_{ext} \geq 200 \text{ k}\Omega$			A
Non-standard 0 ... 1 to 0 ... < 10 [M]			Z
<b>4. Measuring range adjustable</b>			
Measuring range end value permanently set			0
Measuring range can be adjusted approx. ± 10%			1
<b>5. Test records</b>			
Without test records			0
Test records in German			D
Test records in English			E

# SINEAX I 542

## Transducer for AC current

### Electrical connections

Connection	Connecting terminals
Measuring input E $\rightarrow$	1 and 2 or 1 and 3 acc. to version, see type label
Measuring output A $\rightarrow$	5 – and 6+

### Standard accessories

1 Operating Instructions in three languages: German, French, English

### Dimensional drawing

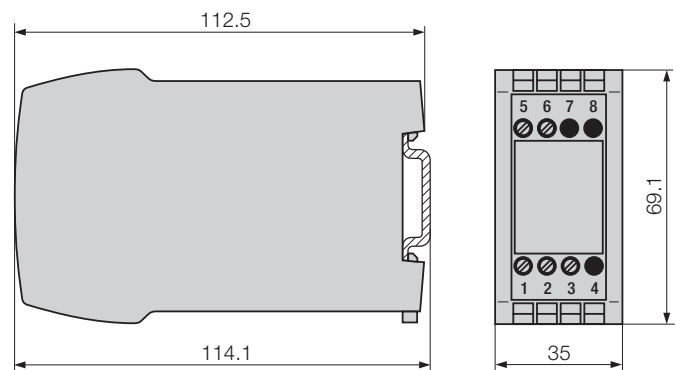


Fig. 3. SINEAX I 542 in housing **P8/35** clipped onto a top-hat rail (35 x 15 mm or 35x7.5 mm, acc. to EN 50 022).

**По вопросам продажи и поддержки обращайтесь:**

**Архангельск** (8182)63-90-72  
**Астана** (7172)727-132  
**Астрахань** (8512)99-46-04  
**Барнаул** (3852)73-04-60  
**Белгород** (4722)40-23-64  
**Брянск** (4832)59-03-52  
**Владивосток** (423)249-28-31  
**Волгоград** (844)278-03-48  
**Вологда** (8172)26-41-59  
**Воронеж** (473)204-51-73  
**Екатеринбург** (343)384-55-89  
**Иваново** (4932)77-34-06  
**Ижевск** (3412)26-03-58  
**Казань** (843)206-01-48

**Калининград** (4012)72-03-81  
**Калуга** (4842)92-23-67  
**Кемерово** (3842)65-04-62  
**Киров** (8332)68-02-04  
**Краснодар** (861)203-40-90  
**Красноярск** (391)204-63-61  
**Курск** (4712)77-13-04  
**Липецк** (4742)52-20-81  
**Магнитогорск** (3519)55-03-13  
**Москва** (495)268-04-70  
**Мурманск** (8152)59-64-93  
**Набережные Челны** (8552)20-53-41  
**Нижний Новгород** (831)429-08-12  
**Новокузнецк** (3843)20-46-81

**Новосибирск** (383)227-86-73  
**Омск** (3812)21-46-40  
**Орел** (4862)44-53-42  
**Оренбург** (3532)37-68-04  
**Пенза** (8412)22-31-16  
**Пермь** (342)205-81-47  
**Ростов-на-Дону** (863)308-18-15  
**Рязань** (4912)46-61-64  
**Самара** (846)206-03-16  
**Санкт-Петербург** (812)309-46-40  
**Саратов** (845)249-38-78  
**Севастополь** (8692)22-31-93  
**Симферополь** (3652)67-13-56  
**Смоленск** (4812)29-41-54

**Сочи** (862)225-72-31  
**Ставрополь** (8652)20-65-13  
**Сургут** (3462)77-98-35  
**Тверь** (4822)63-31-35  
**Томск** (3822)98-41-53  
**Тула** (4872)74-02-29  
**Тюмень** (3452)66-21-18  
**Ульяновск** (8422)24-23-59  
**Уфа** (347)229-48-12  
**Хабаровск** (4212)92-98-04  
**Челябинск** (351)202-03-61  
**Череповец** (8202)49-02-64  
**Ярославль** (4852)69-52-93

**Единый адрес для всех регионов: [cmn@nt-rt.ru](mailto:cmn@nt-rt.ru) || [www.camille-bauer.nt-rt.ru](http://www.camille-bauer.nt-rt.ru)**

**PROCESS CONTROL ENGINEERING**



**ANGULAR POSITION ENGINEERING**



**HEAVY CURRENT ENGINEERING**

